


# TILT SWITCH

## Tilt Switch Level Indicator

Approved for dust-explosive environments  
Zones 20, 21 & 22

TST1V0A



POD35



ATEX-Approved

Ex II 1D T100°C-IP 65-ZONE 20

### APPLICATION

High Level Indicator for bins and silos. Suitable for almost all granular materials.

### METHOD OF OPERATION

The Tilswitch consists of a control module TST1V0A and a floating sensor POD35 which is attached to the the control module by a 5m cable. The control module is ATEX Approved Ex II 1D T100°C. The supply to the POD35 is limited to intrinsically safe levels with fault protection similar to an « ia » circuit. When the material in the bin / silo rises to the desired trip level, the POD35 will tilt. When the POD tilts by about 15° the contact in the control module is switched.

### OPTIONS/ACCESSORIES

- ▶ SMP : Side Mounting Plate 1 1/4
- ▶ TMP : Top Mounting Plate 1 1/4 (use TMP when adding a tube to protect the cable)

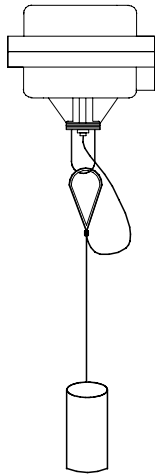
Detailed specification, wiring diagrams and installation/operating instructions available immediately upon request.

Please refer to instruction manual for correct installation.  
Information subject to change or correction. July 2007.

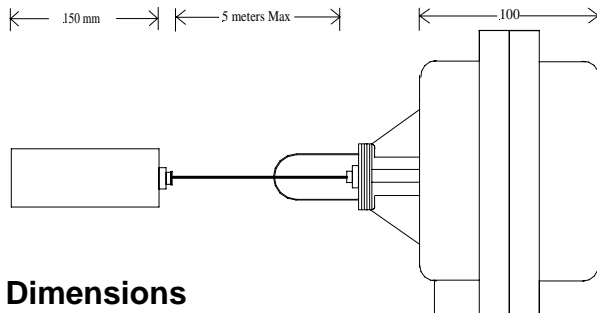
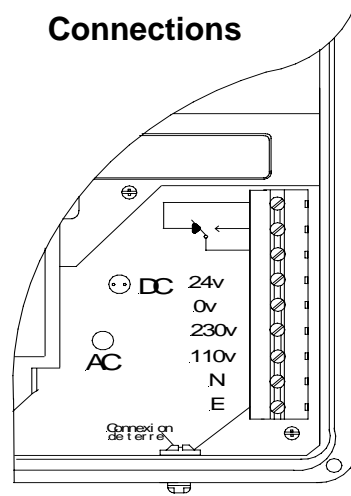
## TECHNICAL SPECIFICATIONS

<b>Type</b>	M300232A EX II 1D T100°C BAS03 ATEX0122
<b>Protection</b>	IP 65
<b>Enclosure</b>	Polyamide 66 modified
<b>Mounting</b>	1" ¼
<b>Supply</b>	110V/230V AC 50/60HZ or 24V DC
<b>Consumption</b>	2,5 VA
<b>Fuse</b>	5 Amps
<b>Power supply cable</b>	min,1 mm2 - max,4 mm2
<b>Ambiant temperature</b>	-20° à + 50°C
<b>Humidity</b>	90%RH
<b>Output</b>	S.P.C.O contacts rated at 2,5A 240V non inductive
<b>Time delay</b>	Variable 0 to 40 sec
<b>Approvals</b>	ATEX EX II 1D T100°C
<b>Cable length</b>	Up to 5 meters

### Mounting



### Connections



### Dimensions